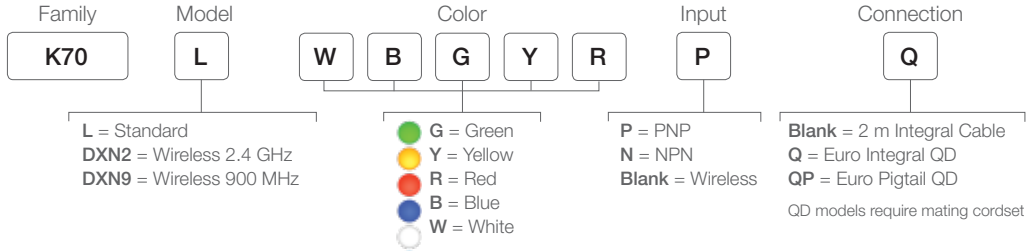







K70L 70 mm Domed Indicators

- Bright, uniform indicator light
- All models have flashing input control
- Models are available with up to five colors in one device
- Rugged IP65-rated design
- 12 V to 30 V dc operation
- Wireless models simplify installation and provide a simple operator interface for pick-to-light, call button and general industrial applications

Standard and Wireless



Supply Voltage and Current	12 V to 30 V dc; 200 mA Max. at 12 V dc; 90 mA Max. at 30 V dc
Supply Protection Circuitry	Protected against reverse polarity, transient voltages
Construction	Base: polycarbonate Translucent Dome: polycarbonate
Environmental Rating	IEC IP65
Operating Temperature	-40 to 50 °C
Certifications	  



Elevated Mount System

 SMB30A	 SMB30MM	 SA-M30 Black polycarbonate adapter/cover SA-M30C Gray polycarbonate adapter/cover	 MQDC1-506 2 m (6.5') MQDC1-515 5 m (15') MQDC1-530 9 m (30')
 SMBAMS30P	 SSA-MBK-EEC1	SOP-E12-150A (150 mm) SOP-E12-300A (300 mm) SOP-E12-900A (900 mm) Black anodized aluminum pipe SOP-E12-150AC (150 mm) SOP-E12-300AC (300 mm) SOP-E12-900AC (900 mm) Clear anodized aluminum pipe SOP-E12-150SS (150 mm) SOP-E12-300SS (300 mm) SOP-E12-900SS (900 mm) 304 stainless steel pipe	5-Pin M12/Euro-Style use with 4-color models Straight connector models listed; for right-angle models, add RA to the end of model number (example, MQDC1-506RA)
		SA-E12M30 Black Acetal mounting base SA-E12M30C White UHMW mounting base	8-Pin M12/Euro-Style use with 5+ -color models Straight connector models listed; for right-angle models, add RA to the end of model number (example, MQDC2S-806RA)
		SA-FFB12 Black flush foldable bracket for use with elevated mount systems SA-FFB12C Gray flush foldable bracket for use with elevated mount systems	MQDC2S-806 2 m (6.5') MQDC2S-815 5 m (15') MQDC2S-830 9 m (30')

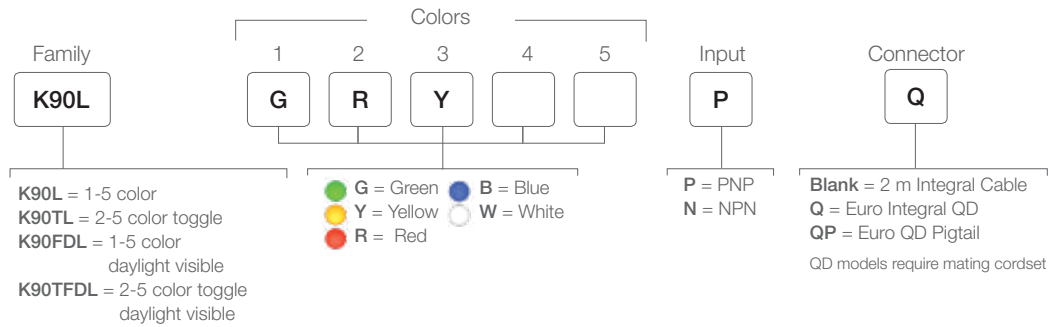
See page 61 for additional information on this bracket



Additional accessories are available at bannerengineering.com

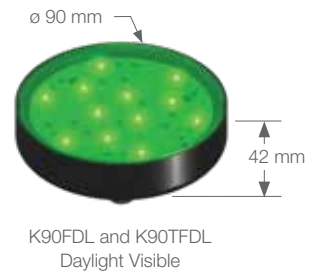



K90L 90 mm Domed Indicators


- Bright, uniform indicator light
- Models are available with up to five colors in one device
- Rugged IP67-rated design
- 12 to 30 V dc operation
- Illuminated dome provides easy-to-see operator guidance
- K90TL models alternate between colors when multiple inputs are active
- K90L models have an auxiliary input line for flashing an active input



Supply Voltage	12 to 30 V dc
Construction	Base: polycarbonate Translucent Dome: polycarbonate
Environmental Rating	IP67
Operating Temperature	-40 to +50° C (-40 to +122 °F)
Certifications	 



Elevated Mount System



5-Pin M12/Euro-Style
use with 4-color models

Straight connector models listed; for right-angle models, add RA to the end of model number (example, MQDC1-506RA)



MQDC1-506
2 m (6.5')
MQDC1-515
5 m (15')
MQDC1-530
9 m (30')

8-Pin M12/Euro-Style
use with 5+ -color models

Straight connector models listed; for right-angle models, add RA to the end of model number (example, MQDC2S-806RA)

MQDC2S-806
2 m (6.5')
MQDC2S-815
5 m (15')
MQDC2S-830
9 m (30')

Additional accessories are available at bannerengineering.com