

Absolute encoders - singleturn

Standard
ATEX/IECEX – mining, optical

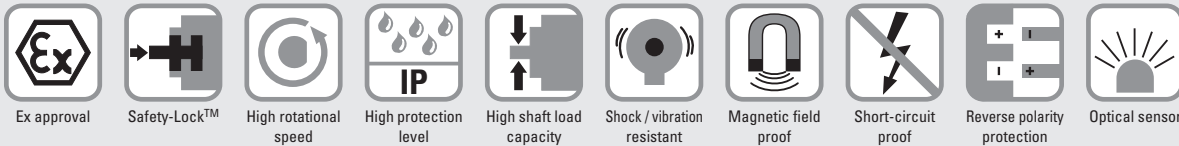
Sendix 7158 / 7178 (shaft / hollow shaft)

CANopen



The Sendix 7158 / 7178 absolute singleturn encoders in a compact 70 mm stainless-steel housing, with a CANopen interface and optical sensor technology have an ATEX/IECEX mining approval.

These shock and vibration-resistant encoders operate flexibly with a resolution of up to 16 bits; they are also available with axial and radial cable outlets.



Compact and safe

- Can be used even when space is tight.
- Minimal installation depth, diameter 70 mm.
- Compact cable outlet axial or radial.
- Remains sealed even in harsh everyday use and ensures highest safety against field breakdowns (IP67 protection).

Explosion protection

- Mining approval.
- “Flame-proof enclosure” construction.
- ATEX with EC type examination certificate.
- IECEx with certificate of conformity (CoC).

Order code 8.7158 . 2 X 2 X . 21 11 . XXXX
Shaft version Type a b c d e f ¹⁾

- a** Flange
2 = clamping / synchronous flange, IP67, \varnothing 70 mm [2.76"]
- b** Shaft ($\varnothing \times L$)
2 = 10 x 20 mm [0.39 x 0.79"], with flat
1 = 12 x 25 mm [0.47 x 0.98"], with keyway for 4 x 4 mm [0.16 x 0.16"] key
- c** Interface / power supply
2 = CANopen DS301 V4.02 / 10 ... 30 V DC

- d** Type of connection
1 = axial cable, 2 m [6.56'] PUR
2 = radial cable, 2 m [6.56'] PUR
A = axial cable, length > 2 m [6.56']
B = radial cable, length > 2 m [6.56']

- e** Fieldbus profile
21 = CANopen encoder profile DS406 V3.2

- f** Cable length in dm ¹⁾
0050 = 5 m [16.40']
0100 = 10 m [32.81']
0150 = 15 m [49.21']

Optional on request
- special cable length

Order code 8.7178 . X X 2 X . 21 11 . XXXX
Hollow shaft Type a b c d e f ¹⁾

- a** Flange
2 = with spring element, short
6 = with stator coupling, IP67, \varnothing 65 mm [2.56"]
- b** Blind hollow shaft
1 = \varnothing 12 mm [0.47"]
2 = \varnothing 14 mm [0.55"]
- c** Interface / power supply
2 = CANopen DS301 V4.02 / 10 ... 30 V DC

- d** Type of connection
1 = axial cable, 2 m [6.56'] PUR
2 = radial cable, 2 m [6.56'] PUR
A = axial cable, length > 2 m [6.56']
B = radial cable, length > 2 m [6.56']

- e** Fieldbus profile
21 = CANopen encoder profile DS406 V3.2

- f** Cable length in dm ¹⁾
0050 = 5 m [16.40']
0100 = 10 m [32.81']
0150 = 15 m [49.21']

Optional on request
- special cable length

1) Not applicable with connection types 1 and 2.

Absolute encoders - singleturn

Standard ATEX/IECEX – mining, optical	Sendix 7158 / 7178 (shaft / hollow shaft)	CANopen
--	--	----------------

Technical data

Explosion protection 7158	
ATEX	
EC type-examination certificate	IBExU 14 ATEX 1047 X
Category	⊕ I M2 Ex d I/IIC T4 - T6 Mb
Relevant standards	EN 60079-0:2012; EN 60079-1:2007
IECEX	
Certificate of Conformity (CoC)	IECEX IBE 14.0023 X
Category	I M2 Ex d I/IIC T4 - T6 Mb
Relevant standards	IEC 60079-0:2011; IEC 60079-1:2007

Mechanical characteristics	
Maximum speed	6000 min ⁻¹ (continuous)
Starting torque – at 20°C [68°F]	< 0.05 Nm
Mass moment of inertia	4.0 x 10 ⁻⁶ kgm ²
Load capacity of shaft	radial 80 N axial 40 N
Weight	approx. 2.8 kg [98.77 oz]
Protection acc. to EN 60529	IP67
Ambient temperature	-40°C ... +60°C [-40 ... +140°F] Please note the specifications for temperature class in EC type-examination certificate!
Material	shaft stainless steel flange / housing stainless steel cable PUR
Shock resistance acc. to EN 60068-2-27	1000 m/s ² , 6 ms
Vibration resistance acc. to EN 60068-2-6	100 m/s ² , 55 ... 2000 Hz

Explosion protection 7178	
ATEX	
EC type-examination certificate	IBExU 15 ATEX 1057 X
Category	⊕ I M2 Ex d I/IIC T4 Mb
Relevant standards	EN 60079-0:2012; EN 60079-1:2014
IECEX	
Certificate of Conformity (CoC)	IECEX IBE 15.0019 X
Category	Ex d I/IIC T4 Mb
Relevant standards	IEC 60079-0:2011; IEC 60079-1:2014

Electrical characteristics	
Power supply	10 ... 30 V DC
Current consumption (no load)	max. 90 mA
Reverse polarity protection for power supply	yes
CE compliant acc. to	EMC guideline 2014/30/EU ATEX guideline 2014/34/EU RoHS guideline 2011/65/EU

EMC	
Relevant standards	EN 55011 class B :2009 / A1:2010 EN 61000-6-2:2005 / AC:2005 EN 61000-6-3:2007 / A1:2011 EN 61326-1:2013

 Absolute encoders
singleturn

Absolute encoders - singleturn

Standard ATEX/IECEX – mining, optical	Sendix 7158 / 7178 (shaft / hollow shaft)	CANopen
--	--	----------------

Interface characteristics CANopen	
Resolution	1 ... 65536 (16 bit), scalable default: 8192 (13 bit)
Code	binary
Interface	CAN high-speed acc. to ISO 11898, Basic- and Full-CAN, CAN specification 2.0 B
Protocol	CANopen profile DS406 V3.2 with manufacturer-specific add-ons
Baud rate	10 ... 1000 kbit/s software configurable
Node address	1 ... 127 software configurable
Switchable termination	software configurable

General information about CANopen

The CANopen encoders support the latest CANopen communication profile according to DS301 V4.02 .

In addition, device-specific profiles like the encoder profile DS406 V3.2 are available.

The following operating modes may be selected: Polled Mode, Cyclic Mode, Sync Mode and a High Resolution Sync Protocol. Moreover, scale factors, preset values, limit switch values and many other additional parameters can be programmed via the CANbus. When switching the device on, all parameters are loaded from an EEPROM, where they were saved previously to protect them against power-failure.

As output values **position, speed, acceleration** as well as the **working area status** may be combined freely as PDO (PDO mapping)

CANopen communication profile DS301 V4.02

Among others, the following functionality is integrated:

Class C2 functionality

- NMT slave.
- Heartbeat protocol.
- High resolution sync protocol.
- Identity object.
- Error behaviour object.
- Variable PDO mapping self-start programmable (power on to operational), 3 Sending PDO's.
- Node address, baud rate and CANbus termination programmable.

CANopen encoder profile DS406 V3.2

The following parameters can be programmed:

- Event mode.
- Units for speed selectable (steps/sec or min⁻¹).
- Factor for speed calculation (e.g. measuring wheel circumference)
- Integration time for speed value of 1...32.
- 2 work areas with 2 upper and lower limits and the corresponding output states.
- Variable PDO mapping of position, speed, acceleration, working area status.
- Extended failure management for position sensing with integrated temperature control.
- User interface with visual display of bus and failure status - 3 LED's.
- Optional - 32 CAMs programmable.
- Customer-specific memory - 16 Bytes.

Terminal assignment

Interface	Type of connection	Cable (isolate unused wires individually before initial start-up)								
		Signal:	0 V	+V	CAN_H	CAN_L	CAN_GND	CAN_H	CAN_L	CAN_GND
2	1, 2, A, B	Cable marking:	1	2	4	5	6	7	8	9

Absolute encoders - singleturn

Standard ATEX/IECEX – mining, optical	Sendix 7158 / 7178 (shaft / hollow shaft)	CANopen
--	--	----------------

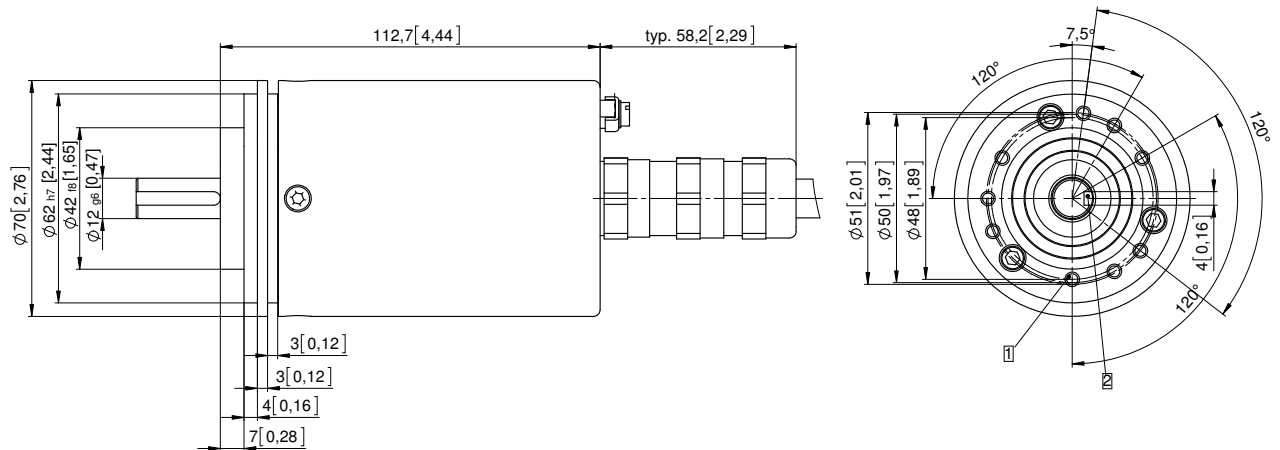
Dimensions shaft version

Dimensions in mm [inch]

Clamping / synchronous flange, \varnothing 70 [2.76]

Shaft type 1 with axial cable outlet

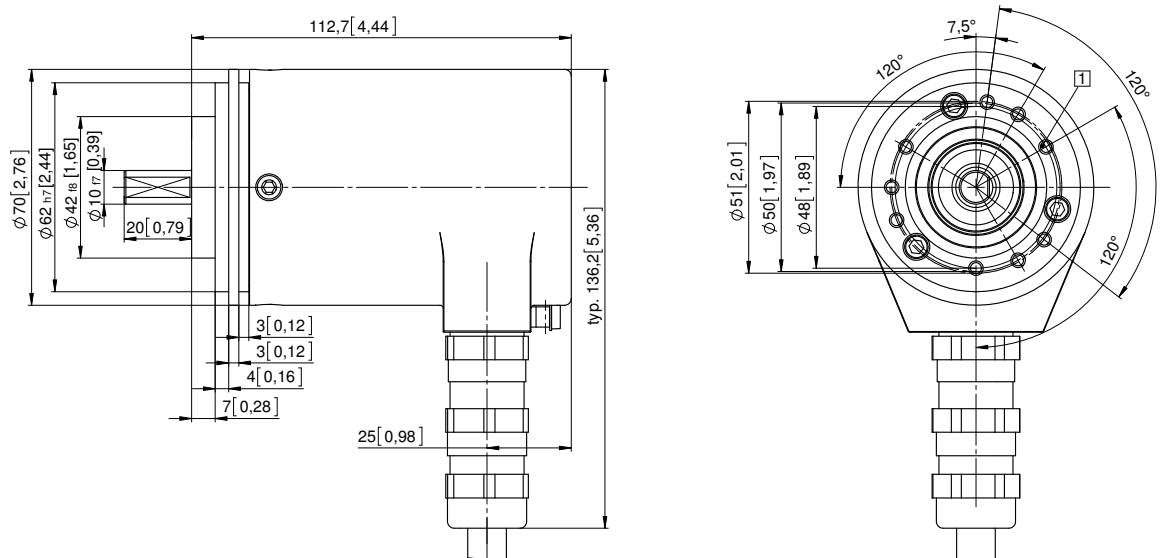
- 1 9 x M4, 10 [0.39] deep
- 2 Keyway for DIN 6885-A-4x4x25 key



Clamping / synchronous flange, \varnothing 70 [2.76]

Shaft type 2 with radial cable outlet

- 1 9 x M4, 10 [0.39] deep



Absolute encoders - singleturn

Standard
ATEX/IECEX – mining, optical

Sendix 7158 / 7178 (shaft / hollow shaft)

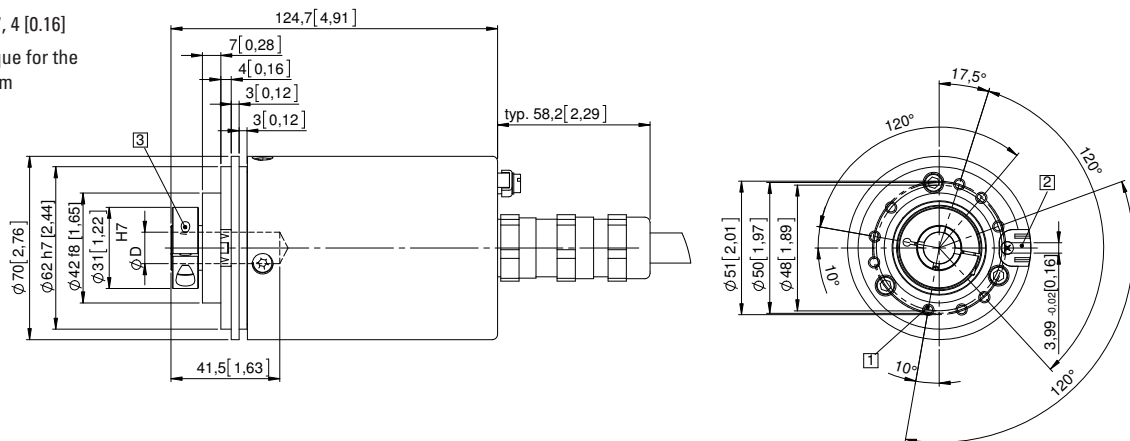
CANopen

Dimensions hollow shaft version

Dimensions in mm [inch]

Flange with spring element, short Flange type 2

- 1 9 x M4, 10 [0.39] deep
- 2 Torque stop slot, recommendation: cylindrical pin DIN7, 4 [0.16]
- 3 Recommended torque for the clamping ring 2,5 Nm



Flange with stator coupling, $\varnothing 65$ [2.56] Flange type 6

- 1 Recommended torque for the clamping ring 2,5 Nm

