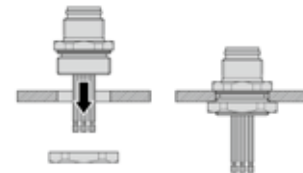


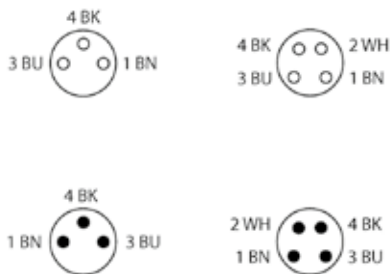
Receptacles for Front-Panel Mounting — M8 × 1

Contacts	Metal, CuZn, Gold-plated
Seal	Plastic, FPM/FKM
Screw-in thread seal	Plastic, NBR
Protection class	IP67
Mechanical Lifespan	> 100 mating cycles
Pollution degree	3
Insulation resistance	≥ 10 ⁸ Ω
Contact resistance	≤ 5 mΩ
Ambient temperature	
Stationary usage	-30...+90 °C


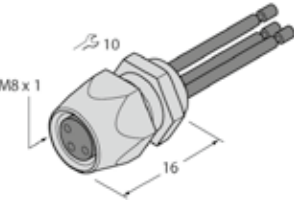
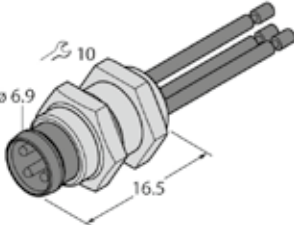


3-pin

4-pin



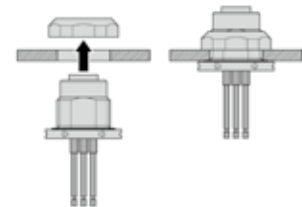
Types and Features — Selection Table

	Design (connector)	Receptacle housing	Number of pins	Connection mode	Rated voltage [V]	Current load [A]	Contact carriers	Cable length [m]	ID number	Type
	Female	Brass	3	L	60	4	PA, Black	0.2	6934785	PFKS3-0.2
	Female	Brass	4	L	30	4	PA, Black	0.2	6934786	PFKS4-0.2
	Male	Brass	3	L	60	4	PA, Black	0.2	6934787	PFS3-0.2
	Male	Brass	4	L	30	4	PA, Black	0.2	6934788	PFS4-0.2

1) L: Stranded wire contact, LK: Solder contact, P: Print contact

Receptacles for Rear-Panel Mounting — M8 × 1

Contacts	Metal, CuZn, Gold-plated
Seal	Plastic, FPM/FKM
Screw-in thread seal	Plastic, NBR
Protection class	IP67
Mechanical Lifespan	> 100 mating cycles
Pollution degree	3
Insulation resistance	≥ 10 ⁸ Ω
Contact resistance	≤ 5 mΩ
Ambient temperature	
Stationary usage	-30...+90 °C






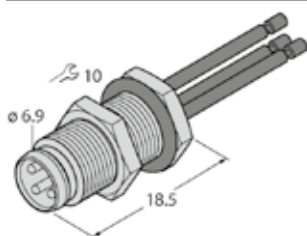
3-pin

4-pin



Types and Features — Selection Table

	Design (connector)	Receptacle housing	Number of pins	Connection mode	Rated voltage [V]	Current load [A]	Contact carriers	Cable length [m]	ID number	Type
	Male	Brass	3	L	60	4	PA, Transparent	0.2	6934789	PFS3F-0.2
	Male	Brass	4	L	30	4	PA, Transparent	0.2	6934790	PFS4F-0.2



1) L: Stranded wire contact, LK: Solder contact, P: Print contact

Insert Connectors – M8 × 1/∅ 8 mm

Contacts	Metal, CuZn, Gold-plated
Protection class	IP67
Mechanical Lifespan	> 100 mating cycles
Pollution degree	3/2
Insulation resistance	≥ 10 ⁹ Ω
Ambient temperature	
Stationary usage	-30...+90 °C



3-pin

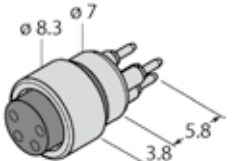

4-pin



Types and Features — Selection Table

	Design (connector)	Receptacle housing	Number of pins	Connection mode	Rated voltage [V]	Current load [A]	Contact carriers	ID number	Type
	Male	Plastic	3	LK	60	4	PA, Black	6934770	ESP3SL
	Male	Plastic	4	LK	30	4	PA, Black	6934771	ESP4SL
	Male	Plastic	4	P	30	4	PA, Black	6934772	ESP4SP
	Male	Brass	3	P	60	4	PA, Transparent	6934773	ESHP3P
	Male	Brass	4	P	30	4	PA, Transparent	6934774	ESHP4P
	Male	Brass	3	LK	60	4	PA, Transparent	6934775	ESHP3L
	Male	Brass	4	LK	30	4	PA, Transparent	6934776	ESHP4L

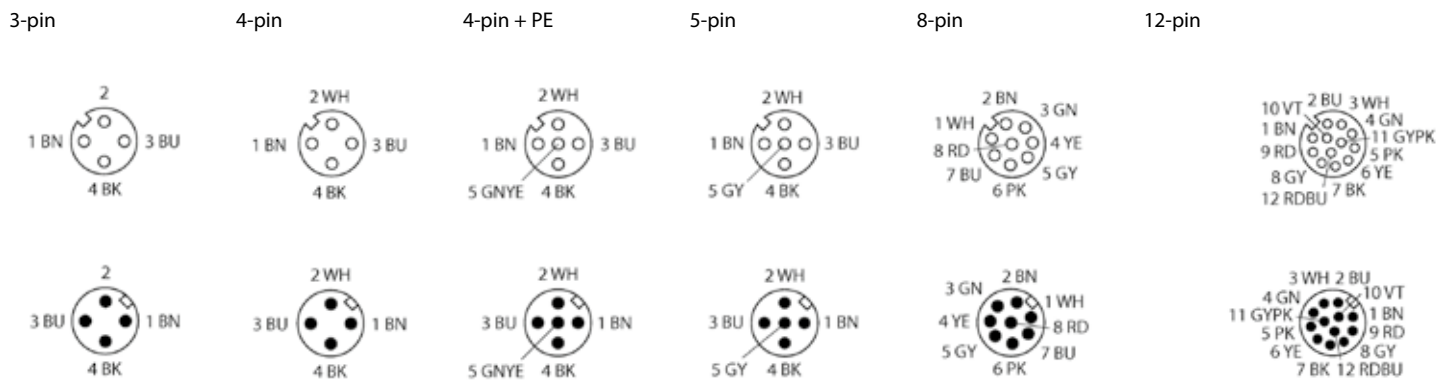
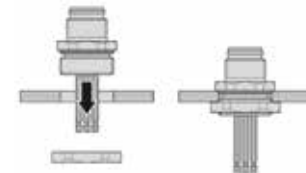
Types and Features — Selection Table

	Design (connector)	Receptacle housing	Number of pins	Connection mode	Rated voltage [V]	Current load [A]	Contact carriers	ID number	Type
	Male	Brass	3	P	60	4	PA, Transparent	6934777	ESGP3P
	Male	Brass	4	P	30	4	PA, Transparent	6934778	ESGP4P
	Male	Brass	3	LK	60	4	PA, Transparent	6934779	ESGP3L
	Male	Brass	4	LK	30	4	PA, Transparent	6934780	ESGP4L
	Female	Plastic	3	P	60	4	PA, Black	6934781	EKP3SP
	Female	Plastic	4	P	30	4	PA, Black	6934782	EKP4SP
	Male	Plastic	3	LK	60	4	PA, Black	6934783	SESP3SL
	Male	Plastic	4	LK	30	4	PA, Black	6934784	SESP4SL


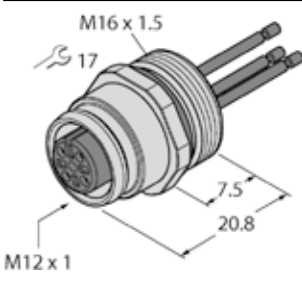
1) L: Stranded wire contact, LK: Solder contact, P: Print contact

M12 × 1 Receptacles for Front-Panel Mounting

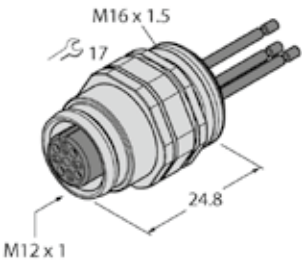
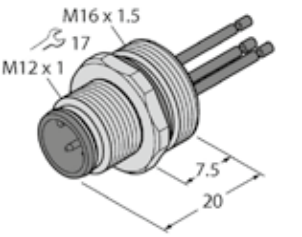
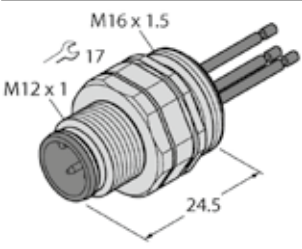
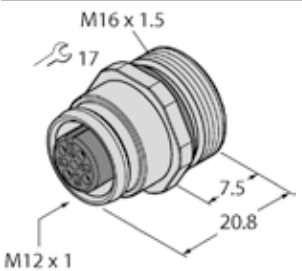
Contacts	Brass, CuZn, Gold-plated
Seal	Plastic, FPM/FKM
Screw-in thread seal	Plastic, NBR
Protection class	IP67
Mechanical Lifespan	> 100 mating cycles
Pollution degree	3
Insulation resistance	≥ 10 ⁸ Ω
Contact resistance	≤ 5 mΩ
Ambient temperature	
Stationary usage	-30...+90 °C




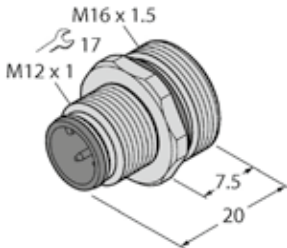
Types and Features — Selection Table

	Design (connector)	Receptacle housing	Number of pins	Connection mode	Rated voltage [V]	Current load [A]	Contact carriers	Cable length [m]	ID number	Type
	Female	Brass	3	L	250	4	TPU, Black	0.5	6934594	EC-FK3-0.5/16
	Female	Stainless steel	3	L	250	4	TPU, Black	0.5	6934595	EC-FKE3-0.5/16
	Female	Brass	4	L	250	4	TPU, Black	0.5	6934596	EC-FK4-0.5/16
	Female	Stainless steel	4	L	250	4	TPU, Black	0.5	6934597	EC-FKE4-0.5/16
	Female	Brass	4+PE	L	60	4	TPU, Black	0.5	6934598	EC-FK5-0.5/16
	Female	Stainless steel	4+PE	L	60	4	TPU, Black	0.5	6934599	EC-FKE5-0.5/16
	Female	Brass	5	L	60	4	TPU, Black	0.5	6934600	EC-FK4.5-0.5/16
	Female	Stainless steel	5	L	60	4	TPU, Black	0.5	6934601	EC-FKE4.5-0.5/16
	Female	Brass	8	L	30	2	TPU, Black	0.5	6934602	EC-FK8-0.5/16
	Female	Stainless steel	8	L	30	2	TPU, Black	0.5	6934603	EC-FKE8-0.5/16
	Female	Brass	12	L	30	1.5	TPU, Black	0.5	6934164	EC-FK12-0.5/16
	Female	Stainless steel	12	L	30	1.5	TPU, Black	0.5	6934604	EC-FKE12-0.5/16

Types and Features — Selection Table

	Design (connector)	Receptacle housing	Number of pins	Connection mode	Rated voltage [V]	Current load [A]	Contact carriers	Cable length [m]	ID number	Type
	Female	Brass	3	L	250	4	TPU, Black	0.5	6934605	EC-FKD3-0.5/16
	Female	Brass	4	L	250	4	TPU, Black	0.5	6934606	EC-FKD4-0.5/16
	Female	Stainless steel	4	L	250	4	TPU, Black	0.5	6934607	EC-FKDE4-0.5/16
	Female	Brass	4+PE	L	60	4	TPU, Black	0.5	6934608	EC-FKD5-0.5/16
	Female	Brass	5	L	60	4	TPU, Black	0.5	6934165	EC-FKD4.5-0.5/16
	Female	Stainless steel	5	L	60	4	TPU, Black	0.5	6934609	EC-FKDE4.5-0.5/16
	Female	Brass	8	L	30	2	TPU, Black	0.5	6934610	EC-FKD8-0.5/16
	Female	Brass	12	L	30	1.5	TPU, Black	0.5	6934611	EC-FKD12-0.5/16
	Male	Brass	3	L	250	4	PA GF, Black	0.5	6934612	EC-FS3-0.5/16
	Male	Stainless steel	3	L	250	4	PA GF, Black	0.5	6934613	EC-FSE3-0.5/16
	Male	Brass	4	L	250	4	PA GF, Black	0.5	6934166	EC-FS4-0.5/16
	Male	Stainless steel	4	L	250	4	PA GF, Black	0.5	6934614	EC-FSE4-0.5/16
	Male	Brass	4+PE	L	60	4	PA GF, Black	0.5	6934615	EC-FS5-0.5/16
	Male	Stainless steel	4+PE	L	60	4	PA GF, Black	0.5	6934616	EC-FSE5-0.5/16
	Male	Brass	5	L	60	4	PA GF, Black	0.5	6934617	EC-FS4.5-0.5/16
	Male	Stainless steel	5	L	60	4	PA GF, Black	0.5	6934618	EC-FSE4.5-0.5/16
	Male	Brass	8	L	30	2	PA GF, Black	0.5	6934169	EC-FS8-0.5/16
	Male	Stainless steel	8	L	30	2	PA GF, Black	0.5	6934619	EC-FSE8-0.5/16
	Male	Brass	12	L	30	1.5	PA GF, Black	0.5	6934167	EC-FS12-0.5/16
	Male	Stainless steel	12	L	30	1.5	PA GF, Black	0.5	6934620	EC-FSE12-0.5/16
	Male	Brass	3	L	250	4	PA GF, Black	0.5	6934621	EC-FSD3-0.5/16
	Male	Stainless steel	3	L	250	4	PA GF, Black	0.5	6934622	EC-FSDE3-0.5/16
	Male	Brass	4	L	250	4	PA GF, Black	0.5	6934623	EC-FSD4-0.5/16
	Male	Stainless steel	4	L	250	4	PA GF, Black	0.5	6934624	EC-FSDE4-0.5/16
	Male	Brass	4+PE	L	60	4	PA GF, Black	0.5	6934625	EC-FSD5-0.5/16
	Male	Brass	5	L	60	4	PA GF, Black	0.5	6934168	EC-FSD4.5-0.5/16
	Male	Brass	8	L	30	2	PA GF, Black	0.5	6934626	EC-FSD8-0.5/16
	Male	Brass	12	L	30	1.5	PA GF, Black	0.5	6934627	EC-FSD12-0.5/16
	Male	Stainless steel	12	L	30	1.5	PA GF, Black	0.5	6934628	EC-FSDE12-0.5/16
	Female	Brass	3	LK	250	4	TPU, Black		6934072	EC-FK3-L/16
	Female	Stainless steel	3	LK	250	4	TPU, Black		6934629	EC-FKE3-L/16
	Female	Brass	4	LK	250	4	TPU, Black		6934495	EC-FK4-L/16
	Female	Stainless steel	4	LK	250	4	TPU, Black		6934630	EC-FKE4-L/16
	Female	Brass	4+PE	LK	60	4	TPU, Black		6629540	EC-FK5-L/16
	Female	Stainless steel	4+PE	LK	60	4	TPU, Black		6934631	EC-FKE5-L/16
	Female	Brass	8	LK	30	2	TPU, Black		6934632	EC-FK8-L/16
	Female	Stainless steel	8	LK	30	2	TPU, Black		6934633	EC-FKE8-L/16
	Female	Brass	12	LK	30	1.5	TPU, Black		6934634	EC-FK12-L/16
	Female	Stainless steel	12	LK	30	1.5	TPU, Black		6934155	EC-FKE12-L/16

Types and Features — Selection Table

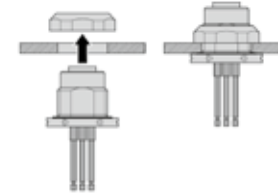



Design (connector)	Receptacle housing	Number of pins	Connection mode	Rated voltage [V]	Current load [A]	Contact carriers	Cable length [m]	ID number	Type
Male	Brass	3	LK	250	4	PA GF, Black		6934635	EC-FS3-L/16
Male	Stainless steel	3	LK	250	4	PA GF, Black		6934636	EC-FSE3-L/16
Male	Brass	4	LK	250	4	PA GF, Black		6934239	EC-FS4-L/16
Male	Stainless steel	4	LK	250	4	PA GF, Black		6934066	EC-FSE4-L/16
Male	Brass	4+PE	LK	60	4	PA GF, Black		6934637	EC-FS5-L/16
Male	Stainless steel	4+PE	LK	60	4	PA GF, Black		6934638	EC-FSE5-L/16
Male	Brass	5	LK	60	4	PA GF, Black		6934639	EC-FS4.5-L/16
Male	Stainless steel	5	LK	60	4	PA GF, Black		6934640	EC-FSE4.5-L/16
Male	Brass	8	LK	30	2	PA GF, Black		6934641	EC-FS8-L/16
Male	Stainless steel	8	LK	30	2	PA GF, Black		6934642	EC-FSE8-L/16
Male	Brass	12	LK	30	1.5	PA GF, Black		6934643	EC-FS12-L/16
Male	Stainless steel	12	LK	30	1.5	PA GF, Black		6934644	EC-FSE12-L/16

1) L: Stranded wire contact, LK: Solder contact, P: Print contact

Receptacles for Rear-Panel Mounting — M12 × 1

Contacts	Brass, CuZn, Gold-plated
Seal	Plastic, FPM/FKM
Screw-in thread seal	Plastic, NBR
Protection class	IP67
Mechanical Lifespan	> 100 mating cycles
Pollution degree	3
Insulation resistance	≥ 10 ⁸ Ω
Contact resistance	≤ 5 mΩ
Ambient temperature	
Stationary usage	-30...+90 °C



3-pin

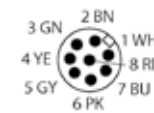
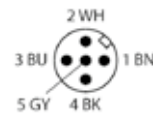
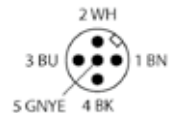
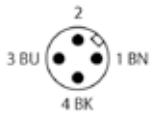
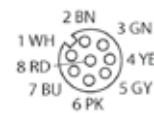
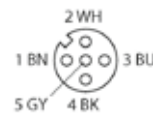
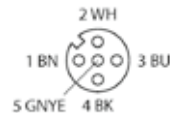
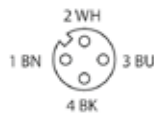
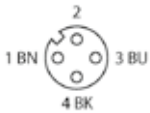
4-pin

4-pin + PE


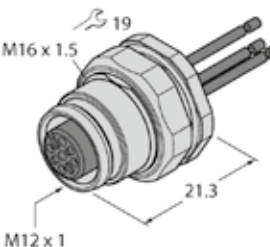
5-pin

8-pin

12-pin



Types and Features — Selection Table

	Design (connector)	Receptacle housing	Number of pins	Connection mode	Rated voltage [V]	Current load [A]	Contact carriers	Cable length [m]	ID number	Type
	Female	Brass	3	L	250	4	TPU, Black	0.5	6934550	EC-FKFD3-0.5/16
	Female	Stainless steel	3	L	250	4	TPU, Black	0.5	6934551	EC-FKFDE3-0.5/16
	Female	Brass	4	L	250	4	TPU, Black	0.5	6934552	EC-FKFD4-0.5/16
	Female	Stainless steel	4	L	250	4	TPU, Black	0.5	6934553	EC-FKFDE4-0.5/16
	Female	Brass	4+PE	L	60	4	TPU, Black	0.5	6934554	EC-FKFD5-0.5/16
	Female	Stainless steel	4+PE	L	60	4	TPU, Black	0.5	6934555	EC-FKFDE5-0.5/16
	Female	Brass	5	L	60	4	TPU, Black	0.5	6934556	EC-FKFD4.5-0.5/16
	Female	Stainless steel	5	L	60	4	TPU, Black	0.5	6934557	EC-FKFDE4.5-0.5/16
	Female	Brass	8	L	30	2	TPU, Black	0.5	6934558	EC-FKFD8-0.5/16
	Female	Stainless steel	8	L	30	2	TPU, Black	0.5	6934559	EC-FKFDE8-0.5/16
	Female	Brass	12	L	30	1.5	TPU, Black	0.5	6934560	EC-FKFD12-0.5/16
	Female	Stainless steel	12	L	30	1.5	TPU, Black	0.5	6934561	EC-FKFDE12-0.5/16

Types and Features — Selection Table

	Design (connector)	Receptacle housing	Number of pins	Connection mode	Rated voltage [V]	Current load [A]	Contact carriers	Cable length [m]	ID number	Type
	Male	Brass	3	L	250	4	PA GF, Black	0.5	6934562	EC-FSFD3-0.5/16
	Male	Stainless steel	3	L	250	4	PA GF, Black	0.5	6934563	EC-FSFDE3-0.5/16
	Male	Brass	4	L	250	4	PA GF, Black	0.5	6934564	EC-FSFD4-0.5/16
	Male	Stainless steel	4	L	250	4	PA GF, Black	0.5	6934565	EC-FSFDE4-0.5/16
	Male	Brass	4+PE	L	60	4	PA GF, Black	0.5	6934566	EC-FSFD5-0.5/16
	Male	Stainless steel	4+PE	L	60	4	PA GF, Black	0.5	6934567	EC-FSFDE5-0.5/16
	Male	Brass	5	L	60	4	PA GF, Black	0.5	6934568	EC-FSFD4.5-0.5/16
	Male	Stainless steel	5	L	60	4	PA GF, Black	0.5	6934569	EC-FSFDE4.5-0.5/16
	Male	Brass	8	L	30	2	PA GF, Black	0.5	6934570	EC-FSFD8-0.5/16
	Male	Stainless steel	8	L	30	2	PA GF, Black	0.5	6934571	EC-FSFDE8-0.5/16
	Male	Brass	12	L	30	1.5	PA GF, Black	0.5	6934572	EC-FSFD12-0.5/16
	Male	Stainless steel	12	L	30	1.5	PA GF, Black	0.5	6934573	EC-FSFDE12-0.5/16
	Female	Brass	3	P	250	4	TPU, Black		6934574	EC-FKFD3-P/16
	Female	Stainless steel	3	P	250	4	TPU, Black		6934575	EC-FKFDE3-P/16
	Female	Brass	4	P	250	4	TPU, Black		6934576	EC-FKFD4-P/16
	Female	Stainless steel	4	P	250	4	TPU, Black		6934577	EC-FKFDE4-P/16
	Female	Brass	4+PE	P	60	4	TPU, Black		6934507	EC-FKFD5-P/16
	Female	Stainless steel	4+PE	P	60	4	TPU, Black		6934578	EC-FKFDE5-P/16
	Female	Brass	8	P	30	2	TPU, Black		6934579	EC-FKFD8-P/16
	Female	Stainless steel	8	P	30	2	TPU, Black		6934580	EC-FKFDE8-P/16
	Female	Brass	12	P	30	1.5	TPU, Black		6934581	EC-FKFD12-P/16
	Female	Stainless steel	12	P	30	1.5	TPU, Black		6934079	EC-FKFDE12-P/16
	Male	Brass	3	P	250	4	PA GF, Black		6934582	EC-FSFD3-P/16
	Male	Stainless steel	3	P	250	4	PA GF, Black		6934583	EC-FSFDE3-P/16
	Male	Brass	4	P	250	4	PA GF, Black		6934584	EC-FSFD4-P/16
	Male	Stainless steel	4	P	250	4	PA GF, Black		6934585	EC-FSFDE4-P/16
	Male	Brass	4+PE	P	60	4	PA GF, Black		6934586	EC-FSFD5-P/16
	Male	Stainless steel	4+PE	P	60	4	PA GF, Black		6934587	EC-FSFDE5-P/16
	Male	Brass	5	P	60	4	PA GF, Black		6934588	EC-FSFD4.5-P/16
	Male	Brass	8	P	30	2	PA GF, Black		6934590	EC-FSFD8-P/16
	Male	Stainless steel	8	P	30	2	PA GF, Black		6934591	EC-FSFDE8-P/16
	Male	Brass	12	P	30	1.5	PA GF, Black		6934592	EC-FSFD12-P/16
	Male	Stainless steel	12	P	30	1.5	PA GF, Black		6934593	EC-FSFDE12-P/16

1) L: Stranded wire contact, LK: Solder contact, P: Print contact