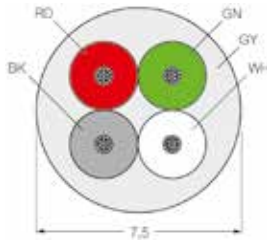


PUR Cable – Gray



- 3-pin
- Qualified for drag chain use
- Oil-resistant and flame-retardant
- Free from halogen, silicone, PVC and LABS
- cULus approved



Female connector



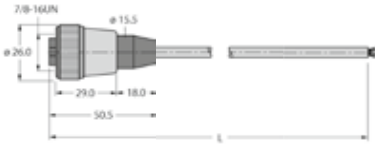
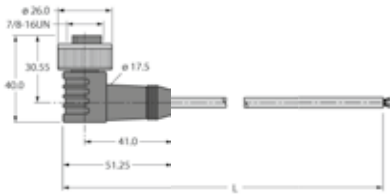
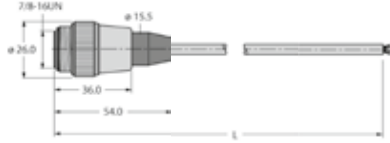
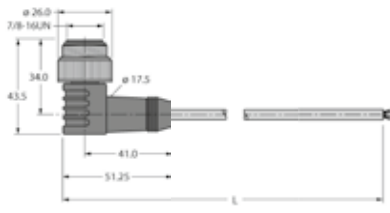
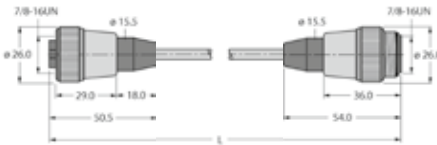


Male connector

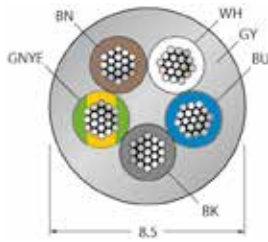


| Connector | |
|------------------------------------|--------------------------------|
| Grip | Plastic, TPU, Black |
| Contacts | Metal, CuZn, Gold-plated |
| Contact carriers | TPU, Black |
| Coupling nut/screw | Brass, CuZn, Nickel-plated |
| Protection class | IP67 (only when screwed tight) |
| Mechanical Lifespan | > 100 mating cycles |
| Pollution degree | 3/2 |
| Cable | |
| Cable | 7.5 mm ± 0.30 |
| Cable jacket | PUR, Gray |
| Core insulation | PP (BK, RD, GN, WH) |
| Core cross-section | 4 x 1.5 mm ² |
| Arrangement of strands | 84 x 0.15 mm |
| Shield | no |
| Electrical properties at +20 °C | |
| Current load | 5.3 A |
| Rated voltage | 250 V |
| Test voltage | 2000 V |
| Mechanical and chemical properties | |
| Bending radius (flexible use) | > 10 x Ø |
| Ambient temperature | |
| Stationary usage | -40...+90 °C |
| Non-stationary usage | -30...+90 °C |
| Drag chain operation | 0...+90 °C |

Types and Features — Selection Table

|  | Cable length [m] | ID number | Type |
|---|------------------|-----------|-------------------|
|  | 100 | 8037697 | KABEL-DN-43-100M |
| | 1000 | 8020227 | KABEL-DN-43-1000M |
|  | 6 | 6914307 | RKM43-6M |
| | 10 | 6914308 | RKM43-10M |
| | 15 | 6914310 | RKM43-15M |
|  | 6 | 6913940 | WKM43-6M |
| | 10 | 6913941 | WKM43-10M |
| | 15 | 6913942 | WKM43-15M |
|  | 6 | 6915621 | RSM43-6M |
| | 10 | 6915622 | RSM43-10M |
| | 15 | 6915623 | RSM43-15M |
|  | 6 | 6915844 | WSM43-6M |
| | 10 | 6915845 | WSM43-10M |
| | 15 | 6915846 | WSM43-15M |
|  | 0.3 | 6914319 | RKM43-0.3-RSM43 |
| | 0.5 | 6914311 | RKM43-0.5-RSM43 |
| | 1 | 6914312 | RKM43-1-RSM43 |
| | 2 | 6914313 | RKM43-2-RSM43 |
| | 4 | 6914314 | RKM43-4-RSM43 |
| | 6 | 6914315 | RKM43-6-RSM43 |
| | 10 | 6914316 | RKM43-10-RSM43 |

PUR Cable – Gray



- 4-pin + PE
- Qualified for drag chain use
- Oil-resistant and flame-retardant
- Free from halogen, silicone, PVC and LABS
- cULus approved



Female connector



Male connector



Connector

| | |
|---------------------|--------------------------------|
| Grip | Plastic, TPU, Black |
| Contacts | Metal, CuZn, Gold-plated |
| Contact carriers | TPU, Black |
| Coupling nut/screw | Brass, CuZn, Nickel-plated |
| Protection class | IP67 (only when screwed tight) |
| Mechanical Lifespan | > 100 mating cycles |
| Pollution degree | 3 |

Cable

| | |
|------------------------|---------------------------|
| Cable | 8.5 mm ± 0.30 |
| Cable jacket | PUR, Gray |
| Core insulation | PP (BN, WH, BU, BK, GNYE) |
| Core cross-section | 5 x 1.5 mm ² |
| Arrangement of strands | 84 x 0.15 mm |
| Shield | no |

Electrical properties at +20 °C


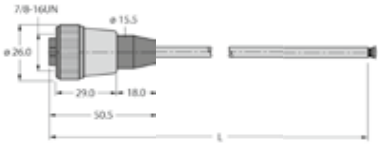
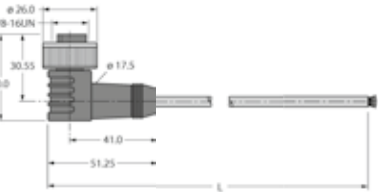
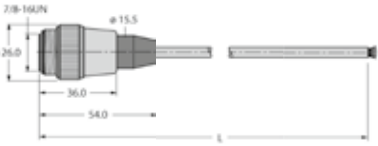
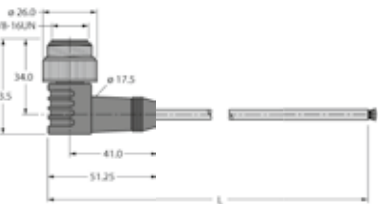
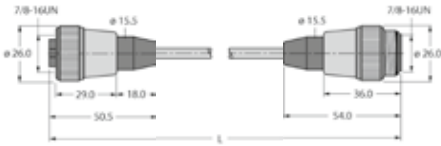
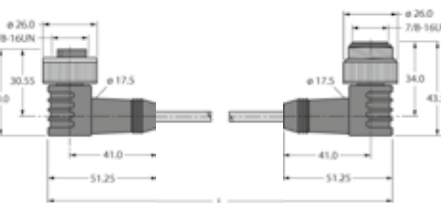
| | |
|---------------|-------|
| Rated voltage | 240 V |
|---------------|-------|

Mechanical and chemical properties

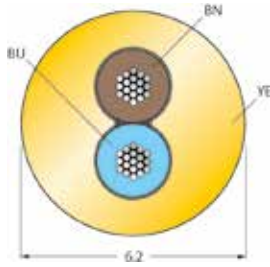
Ambient temperature

| | |
|----------------------|--------------|
| Stationary usage | -40...+90 °C |
| Non-stationary usage | 0...+90 °C |

Types and Features — Selection Table

|  | Cable length [m] | ID number | Type |
|---|--------------------------------------|---|--|
|  | 2 4 6 10 15 | 6604711 6604714 6914145 6914146 6914147 | RKM52-2M RKM52-4M RKM52-6M RKM52-10M RKM52-15M |
|  | 2 4 6 10 15 | 6604765 6604768 6604770 6604772 6604773 | WKM52-2M WKM52-4M WKM52-6M WKM52-10M WKM52-15M |
|  | 2 4 6 10 15 | 6604712 6604732 6914142 6914143 6914144 | RSM52-2M RSM52-4M RSM52-6M RSM52-10M RSM52-15M |
|  | 6 10 15 | 6604788 6604790 6604791 | WSM52-6M WSM52-10M WSM52-15M |
|  | 0.3 0.5 1 2 4 6 10 | 6604743 6914148 6914149 6914150 6914151 6914152 6914153 | RKM52-0.3-RSM52 RKM52-0.5-RSM52 RKM52-1-RSM52 RKM52-2-RSM52 RKM52-4-RSM52 RKM52-6-RSM52 RKM52-10-RSM52 |
|  | 0.3 0.5 1 2 4 6 10 | 6604797 6604798 6604799 6604801 6604804 6604806 6604808 | WKM52-0.3-WSM52 WKM52-0.5-WSM52 WKM52-1-WSM52 WKM52-2-WSM52 WKM52-4-WSM52 WKM52-6-WSM52 WKM52-10-WSM52 |

PVC Cable – Yellow



- 2-pin
- Flame-retardant
- UV-resistant
- NEMA 1, 3, 4, 6P and IEC IP67
- UL, CSA approval



Female connector



Male connector



Connector

| | |
|---------------------|--------------------------------|
| Grip | Plastic, TPU, Yellow |
| Contacts | Metal, CuZn, Gold-plated |
| Contact carriers | TPU, Yellow |
| Coupling nut/screw | Brass, CuZn, Nickel-plated |
| Protection class | IP67 (only when screwed tight) |
| Mechanical Lifespan | > 100 mating cycles |
| Pollution degree | 3 |

Cable

| | |
|------------------------|--------------------------|
| Cable | 6.2 mm ± 0.20 |
| Cable jacket | PVC, Yellow |
| Core insulation | PVC (BN, BU) |
| Core cross-section | 2 x 0.83 mm ² |
| Arrangement of strands | 19 x 0.25 mm |

Electrical properties at +20 °C

| | |
|---------------|-------|
| Current load | 9 A |
| Rated voltage | 600 V |

Mechanical and chemical properties

| | |
|------------------------------------|----------|
| Bending radius (stationary laying) | > 5 x Ø |
| Bending radius (flexible use) | > 10 x Ø |

Ambient temperature

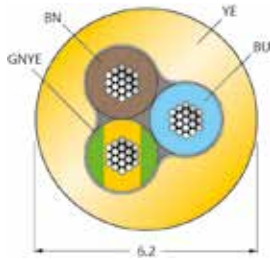
| | |
|------------------|---------------|
| Stationary usage | -40...+105 °C |
|------------------|---------------|

Types and Features — Selection Table



| | Cable length [m] | ID number | Type |
|--|------------------|-----------|---------------|
| | 2 | 6915200 | RKM20-2M |
| | 5 | 6915201 | RKM20-5M |
| | 10 | 6915202 | RKM20-10M |
| | 2 | 6915203 | WKM20-2M |
| | 5 | 6915204 | WKM20-5M |
| | 10 | 6915205 | WKM20-10M |
| | 2 | 6915206 | RSM20-2M |
| | 5 | 6915207 | RSM20-5M |
| | 10 | 6915208 | RSM20-10M |
| | 2 | 6915209 | WSM20-2M |
| | 5 | 6915210 | WSM20-5M |
| | 10 | 6915211 | WSM20-10M |
| | 2 | 6915259 | RSM-RKM20-2M |
| | 5 | 6915260 | RSM-RKM20-5M |
| | 10 | 6915261 | RSM-RKM20-10M |
| | 2 | 6915268 | WSM-WKM20-2M |
| | 5 | 6915269 | WSM-WKM20-5M |
| | 10 | 6915270 | WSM-WKM20-10M |

PVC Cable – Yellow



- 2-pin + PE
- Flame-retardant
- UV-resistant
- NEMA 1, 3, 4, 6P and IEC IP67
- UL, CSA approval



Female connector



Male connector



Connector

| | |
|---------------------|--------------------------------|
| Grip | Plastic, TPU, Yellow |
| Contacts | Metal, CuZn, Gold-plated |
| Contact carriers | TPU, Yellow |
| Coupling nut/screw | Brass, CuZn, Nickel-plated |
| Protection class | IP67 (only when screwed tight) |
| Mechanical Lifespan | > 100 mating cycles |
| Pollution degree | 3 |

Cable

| | |
|------------------------|--------------------------|
| Cable | 6.2 mm ± 0.20 |
| Cable jacket | PVC, Yellow |
| Core insulation | PVC (BN, BU, GNYE) |
| Core cross-section | 3 x 0.83 mm ² |
| Arrangement of strands | 19 x 0.25 mm |

Electrical properties at +20 °C

| | |
|---------------|-------|
| Current load | 9 A |
| Rated voltage | 600 V |

Mechanical and chemical properties

| | |
|------------------------------------|----------|
| Bending radius (stationary laying) | > 5 x Ø |
| Bending radius (flexible use) | > 10 x Ø |

Ambient temperature

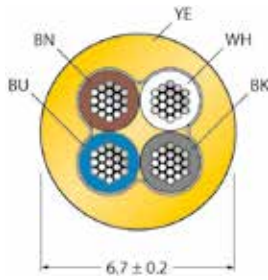
| | |
|------------------|---------------|
| Stationary usage | -40...+105 °C |
|------------------|---------------|

Types and Features — Selection Table



| | Cable length [m] | ID number | Type |
|--|------------------|-----------|---------------|
| | 2 | 6915212 | RKM30-2M |
| | 5 | 6914422 | RKM30-5M |
| | 10 | 6915213 | RKM30-10M |
| | 2 | 6913308 | WKM30-2M |
| | 5 | 6915214 | WKM30-5M |
| | 10 | 6915215 | WKM30-10M |
| | 2 | 6602321 | RSM30-2M |
| | 5 | 6915217 | RSM30-5M |
| | 10 | 6915218 | RSM30-10M |
| | 2 | 6915023 | WSM30-2M |
| | 5 | 6915220 | WSM30-5M |
| | 10 | 6915221 | WSM30-10M |
| | 2 | 6914928 | RSM-RKM30-2M |
| | 5 | 6915079 | RSM-RKM30-5M |
| | 10 | 6915271 | RSM-RKM30-10M |
| | 2 | 6915278 | WSM-WKM30-2M |
| | 5 | 6915279 | WSM-WKM30-5M |
| | 10 | 6915280 | WSM-WKM30-10M |

PVC Cable – Yellow



- 4-pin
- Flame-retardant
- UV-resistant
- NEMA 1, 3, 4, 6P and IEC IP67
- UL, CSA approval



Female connector



Male connector



Connector

| | |
|---------------------|--------------------------------|
| Grip | Plastic, TPU, Yellow |
| Contacts | Metal, CuZn, Gold-plated |
| Contact carriers | TPU, Yellow |
| Coupling nut/screw | Brass, CuZn, Nickel-plated |
| Protection class | IP67 (only when screwed tight) |
| Mechanical Lifespan | > 100 mating cycles |
| Pollution degree | 3 |

Cable

| | |
|------------------------|--------------------------|
| Cable | 6.7 mm ± 0.20 |
| Cable jacket | PVC, Yellow |
| Core insulation | PVC (BN, WH, BU, BK) |
| Core cross-section | 4 x 0.83 mm ² |
| Arrangement of strands | 19 x 0.25 mm |

Electrical properties at +20 °C

| | |
|---------------|-------|
| Current load | 9 A |
| Rated voltage | 600 V |

Mechanical and chemical properties

| | |
|------------------------------------|----------|
| Bending radius (stationary laying) | > 5 x Ø |
| Bending radius (flexible use) | > 10 x Ø |

Ambient temperature

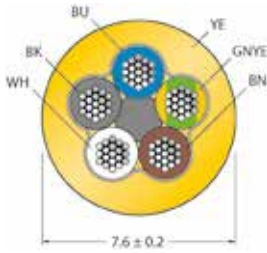
| | |
|------------------|---------------|
| Stationary usage | -40...+105 °C |
|------------------|---------------|

Types and Features — Selection Table



| | Cable length [m] | ID number | Type |
|--|------------------|-----------|---------------|
| | 2 | 6915233 | RKM40-2M |
| | 5 | 6915234 | RKM40-5M |
| | 10 | 6915235 | RKM40-10M |
| | 2 | 6915236 | WKM40-2M |
| | 5 | 6915237 | WKM40-5M |
| | 10 | 6915238 | WKM40-10M |
| | 2 | 6915239 | RSM40-2M |
| | 5 | 6915240 | RSM40-5M |
| | 10 | 6915241 | RSM40-10M |
| | 2 | 6915242 | WSM40-2M |
| | 5 | 6915243 | WSM40-5M |
| | 10 | 6915244 | WSM40-10M |
| | 2 | 6915281 | RSM-RKM40-2M |
| | 5 | 6915282 | RSM-RKM40-5M |
| | 10 | 6915283 | RSM-RKM40-10M |
| | 2 | 6915290 | WSM-WKM40-2M |
| | 5 | 6915291 | WSM-WKM40-5M |
| | 10 | 6915292 | WSM-WKM40-10M |

PVC Cable – Yellow



- 4-pin + PE
- Flame-retardant
- UV-resistant
- NEMA 1, 3, 4, 6P and IEC IP67
- UL, CSA approval



Female connector



Male connector



Connector

| | |
|---------------------|--------------------------------|
| Grip | Plastic, TPU, Yellow |
| Contacts | Metal, CuZn, Gold-plated |
| Contact carriers | TPU, Yellow |
| Coupling nut/screw | Brass, CuZn, Nickel-plated |
| Protection class | IP67 (only when screwed tight) |
| Mechanical Lifespan | > 100 mating cycles |
| Pollution degree | 3 |

Cable

| | |
|------------------------|----------------------------|
| Cable | 7.6 mm ± 0.30 |
| Cable jacket | PVC, Yellow |
| Core insulation | PVC (BN, WH, BU, BK, GNYE) |
| Core cross-section | 5 x 0.83 mm ² |
| Arrangement of strands | 19 x 0.25 mm |

Electrical properties at +20 °C

| | |
|---------------|-------|
| Current load | 9 A |
| Rated voltage | 600 V |


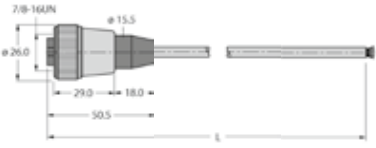
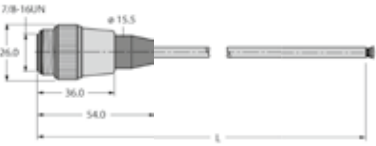
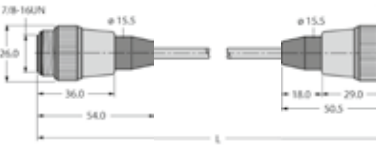

Mechanical and chemical properties

| | |
|------------------------------------|----------|
| Bending radius (stationary laying) | > 5 x Ø |
| Bending radius (flexible use) | > 10 x Ø |

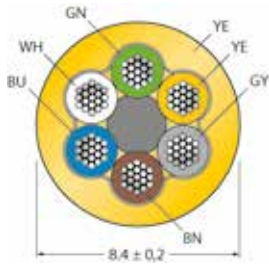
Ambient temperature

| | |
|------------------|---------------|
| Stationary usage | -40...+105 °C |
|------------------|---------------|

Types and Features — Selection Table

|  | Cable length [m] | ID number | Type |
|---|------------------|-----------|---------------|
|  | 2 | 6914907 | RKM50-2M |
| | 5 | 6914968 | RKM50-5M |
| | 10 | 6914987 | RKM50-10M |
|  | 2 | 6915245 | WKM50-2M |
| | 5 | 6914980 | WKM50-5M |
| | 10 | 6604222 | WKM50-10M |
|  | 2 | 6914970 | RSM50-2M |
| | 5 | 6914972 | RSM50-5M |
| | 10 | 6914975 | RSM50-10M |
|  | 2 | 6915246 | WSM50-2M |
| | 5 | 6915247 | WSM50-5M |
| | 10 | 6915248 | WSM50-10M |
| | 2 | 6914936 | RSM-RKM50-2M |
| | 5 | 6914938 | RSM-RKM50-5M |
| | 10 | 6914934 | RSM-RKM50-10M |
| | 2 | 6915296 | WSM-WKM50-2M |
| | 5 | 6915297 | WSM-WKM50-5M |
| | 10 | 6915298 | WSM-WKM50-10M |

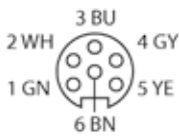
PVC Cable – Yellow



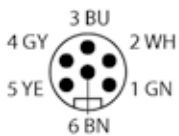
- 6-pin
- Flame-retardant
- UV-resistant
- NEMA 1, 3, 4, 6P and IEC IP67
- UL, CSA approval



Female connector



Male connector



Connector

| | |
|---------------------|--------------------------------|
| Grip | Plastic, TPU, Yellow |
| Contacts | Metal, CuZn, Gold-plated |
| Contact carriers | TPU, Yellow |
| Coupling nut/screw | Brass, CuZn, Nickel-plated |
| Protection class | IP67 (only when screwed tight) |
| Mechanical Lifespan | > 100 mating cycles |
| Pollution degree | 3 |

Cable

| | |
|------------------------|------------------------------|
| Cable | 8.4 mm ± 0.30 |
| Cable jacket | PVC, Yellow |
| Core insulation | PVC (GN, WH, BU, GY, YE, BN) |
| Core cross-section | 6 x 0.83 mm ² |
| Arrangement of strands | 19 x 0.25 mm |

Electrical properties at +20 °C

| | |
|---------------|-------|
| Current load | 8 A |
| Rated voltage | 600 V |

Mechanical and chemical properties

| | |
|------------------------------------|----------|
| Bending radius (stationary laying) | > 5 x Ø |
| Bending radius (flexible use) | > 10 x Ø |

Ambient temperature

| | |
|------------------|---------------|
| Stationary usage | -40...+105 °C |
|------------------|---------------|